V B326
Escala 1:50

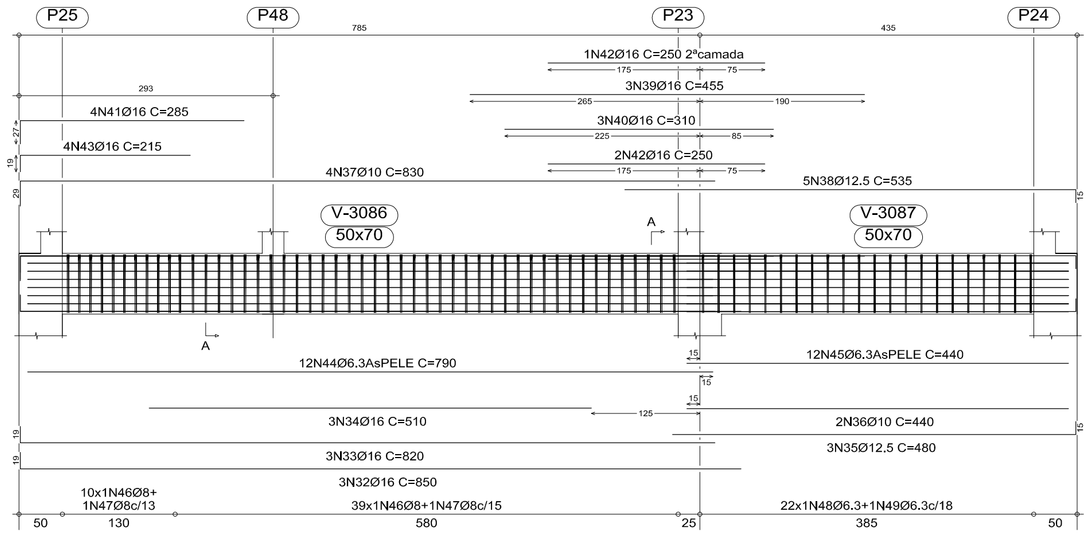

Pilar ou muro apoiado:P48

Ver esperas no detalhamento de pilares ou vista de muros

Corte A
Escala 1:20

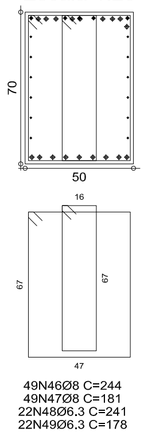

V B327
Escala 1:50

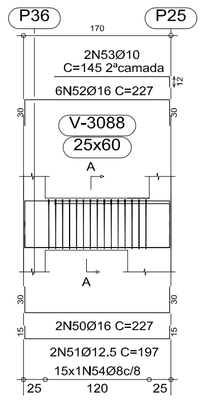

Corte A
Escala 1:20

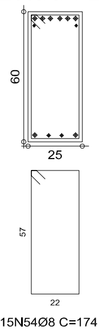

V B328
Escala 1:50

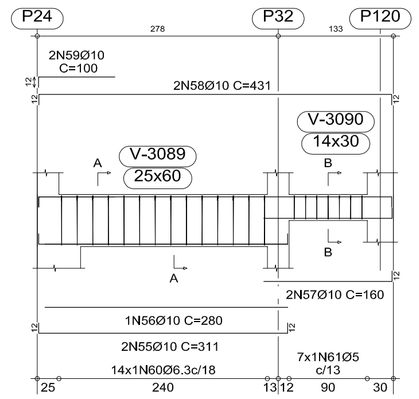

Corte A
Corte B
Escala 1:20

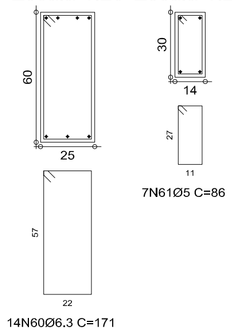

Elemento	Pos.	Diam.	Q.	Dob. (cm)	Reta (cm)	Dob. (cm)	Comp. (cm)	Total (cm)	CA-50-A (kg)	CA-60-B (kg)
V B315	1	Ø10	2		1075		1075	2150	13.5	
	2	Ø10	2	12	1058		1070	2140	13.4	
	3	Ø10	2		985		985	1970	12.4	
	4	Ø10	1		933	12	945	945	5.9	
	5	Ø10	3		415		415	1245	7.8	
	6	Ø10	4		355		355	1420	8.9	
	7	Ø12.5	2		154	31	185	370	3.6	
	8	Ø10	2		1065		1065	2130	13.4	
	9	Ø10	2	12	1053		1065	2130	13.4	
	10	Ø10	2		975		975	1950	12.2	
	11	Ø10	2		503	12	515	1030	6.5	
	12	Ø12.5	3		380	15	395	1185	11.6	
	13	Ø10	2		250		250	500	3.1	
	14	Ø10	2		245		245	490	3.1	
	15	Ø10	2		240		240	480	3.0	
	16	Ø10	4		235		235	940	5.9	
	17	Ø10	2		208	12	220	440	2.8	
	18	Ø10	1		210		210	210	1.3	
	19	Ø10	2	12	123		135	270	1.7	
	20	Ø6.3	190				171	32490	80.3	
								Total+10%:	246.2	
V B316	21	Ø12.5	1		1045		1045	1045	10.3	
	22	Ø10	2	12	1043		1055	2110	13.3	
	23	Ø10	2		598	12	610	1220	7.7	
	24	Ø12.5	1		470		470	470	4.6	
	25	Ø10	2	12	1043		1055	2110	13.3	
	26	Ø10	2		598	12	610	1220	7.7	
	27	Ø10	2		305		305	610	3.8	
	28	Ø10	2		240		240	480	3.0	
	29	Ø10	2		138	12	150	300	1.9	
	30	Ø10	2	12	133		145	290	1.8	
	31	Ø6.3	109				181	19729	48.8	
								Total+10%:	127.8	
V B326	32	Ø16	3	19	831		850	2550	40.0	
	33	Ø16	3	19	801		820	2460	38.6	
	34	Ø16	3		510		510	1530	24.0	
	35	Ø12.5	3		465	15	480	1440	14.1	
	36	Ø10	2		440		440	880	5.5	
	37	Ø10	4	29	801		830	3320	20.8	
	38	Ø12.5	5		520	15	535	2675	26.2	
	39	Ø16	3		455		455	1365	21.4	
	40	Ø16	3		310		310	930	14.6	
	41	Ø16	4	27	258		285	1140	17.9	
	42	Ø16	3		250		250	750	11.8	
	43	Ø16	4	19	196		215	860	13.5	
	44	Ø6.3	12		790		790	9480	23.4	
	45	Ø6.3	12		440		440	5280	13.1	
	46	Ø8	49				244	11956	46.9	
	47	Ø8	49				181	8869	34.8	
	48	Ø6.3	22				241	5302	13.1	
	49	Ø6.3	22				178	3916	9.7	
								Total+10%:	428.3	
V B327	50	Ø16	2	30	167	30	227	454	7.1	
	51	Ø12.5	2	15	167	15	197	394	3.9	
	52	Ø16	6	30	167	30	227	1362	21.4	
	53	Ø10	2		133	12	145	290	1.8	
	54	Ø8	15				174	2610	10.2	
								Total+10%:	48.8	
V B328	55	Ø10	2	12	287	12	311	622	3.9	
	56	Ø10	1		280		280	280	1.8	
	57	Ø10	2		148	12	160	320	2.0	
	58	Ø10	2	12	407	12	431	862	5.4	
	59	Ø10	2	12	88		100	200	1.3	
	60	Ø6.3	14				171	2394	5.9	
	61	Ø5	7				86	602		0.9
								Total+10%:	22.3	1.0
								Ø5:	0.0	1.0
								Ø6.3:	213.8	0.0
								Ø8:	101.0	0.0
								Ø10:	245.5	0.0
								Ø12.5:	81.7	0.0
								Ø16:	231.4	0.0
								Total:	873.4	1.0

V B315
Escala 1:50

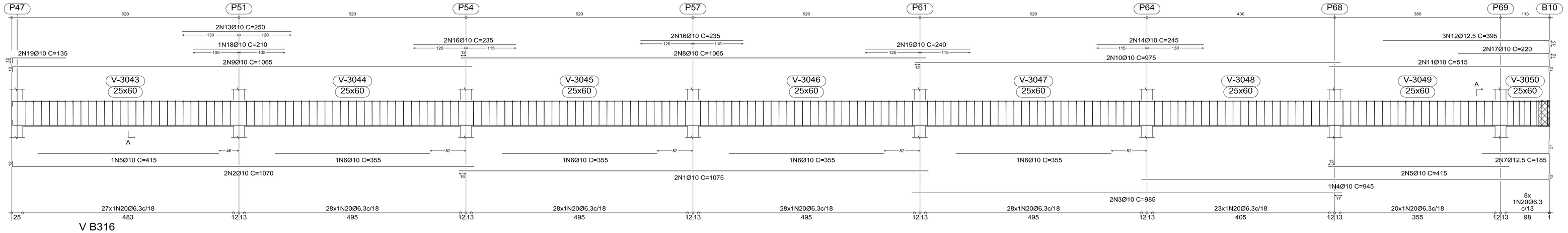

Corte A
Escala 1:20

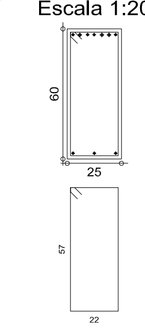

V B316
Escala 1:50

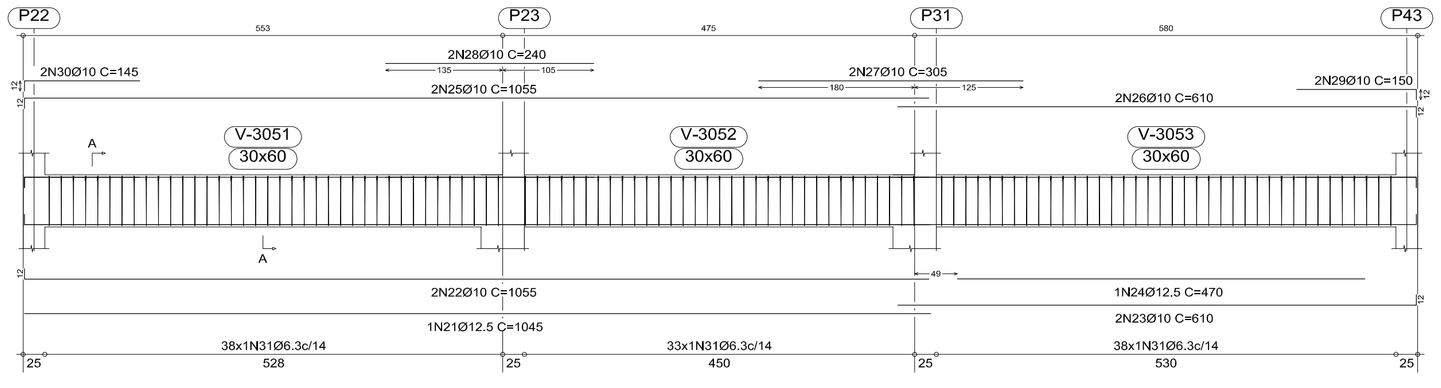

Corte A
Escala 1:20

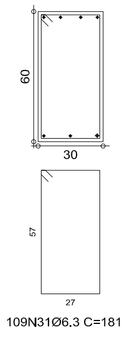

PRIMEIRA LAJE
Desenho de vigas
Concreto: C20, em geral
Aço: CA-50-A e CA-60-B
Escala vigas: 1:50
Escala seções: 1:20

REVISÕES			
NR.	-	AUTOR	DATA
-	-	-	-
-	-	-	-
-	-	-	-
-	-	-	-
-	-	-	-

	PARA APROVAÇÃO	ASS:	DATA:
X	LIBERADO P/ FABRICAÇÃO	ASS: ENG. REINALDO	DATA: 16/08/2010

ORDEM DE SERVIÇO: 01618

CONNECT DESIGN
TODOS OS DIREITOS RESERVADOS
PROIBIDA A REPRODUÇÃO SEM AUTORIZAÇÃO PRÉVIA

Des: ENG. REINALDO — Data: 16/08/2010
Proj.: CONNECT — Data: 16/08/2010
Dimensões: CM — Arquivo: STR-01618-023-REV00

CONNECT
TECNOLOGIA EM PROJETOS
Rua João Passos, 1880 - CEP 18602-140
Botucatu - SP
Fone/Fax + 55 14 3815-1873 / 3813-4563
connect@connectdesign.com.br
www.connectdesign.com.br
CREA: 1161900

ASSESSORIA TÉCNICA DE PLANEJAMENTO
E ENGENHARIA
HOSPITAL DAS CLÍNICAS
UNESP - Campus de Botucatu - Distrito de Rubião Junior , S/N
BOTUCATU.SP - CEP 18.618-000
FONE (014) 3811-6050 - E-MAIL: atpe@fmb.unesp.br

Hospital das Clínicas
Distrito de Rubião Júnior, s/n | CEP 18618-970 | Botucatu | São Paulo
Tel. (14) 3811-6215 | 3811-6218 | 3811-6050 | www.hcfmb.unesp.br

OBRA: AMPLIAÇÃO DO AMBULATÓRIO MÉDICO DE ESPECIALIDADES
LOCAL: HOSPITAL DAS CLÍNICAS - BOTUCATU
PRANCHA: ARMAÇÃO DAS VIGAS DA PRIMEIRA LAJE- SETOR B- COTA 100
REVISÃO: 00
ESCALAS: GERAL
ESTRUTURAL
FOLHA 23/56